



**District Report Card: 2017**


<b>State:</b> Maharashtra	<b>District:</b> Satara
<b>Class:</b> 3	<b>Subject:</b> Language
<b>Schools:</b> 61	<b>Students:</b> 1158


**Participation/Coverage**


**Students**

<b>GENDER</b> 	Boys		Girls	
	Number	%	Number	%
	600	51.81	558	48.19

<b>AREA</b> 	Rural		Urban	
	Number	%	Number	%
	886	76.51	272	23.49

<b>CATEGORY</b> 	SC		ST		OBC		GEN	
	Number	%	Number	%	Number	%	Number	%
	162	13.99	23	1.99	367	31.69	606	52.33

<b>CWSN</b> 	LD	VI	HI	S&LD	ID	Oth
	1	14	3	1	0	19

<b>Management</b> 	Government		Government-aided	
	Number	%	Number	%
	808	69.78	350	30.22

**Average Performance of Students in Language (%)**

Overall	Gender		Area		Management		Social Group			
	Male	Female	Rural	Urban	Govt.	Aided	SC	ST	OBC	GEN
79.52	79.12	79.95	80.47	76.42	79.42	79.75	76.58	80.58	79.53	80.26

## Performance on Learning Outcomes (LOs)

Learning Outcomes	Description	Average Performance(%)
L304	Reads small texts with comprehension i.e., identifies main ideas, details, sequence and draws conclusions	81.80
L312	Reads printed scripts on the classroom walls: poems, posters, charts etc.	74.96

Range of Performance of Students who Answered Correctly							
Below 30%		30% - 50%		50% - 75%		Above 75%	
Number	%	Number	%	Number	%	Number	%
31	2.68	57	4.92	322	27.81	748	64.59

### Lowest Performing Learning Outcomes (LOs)

1 - Reads printed scripts on the classroom walls: poems, posters, charts etc. (74.96)

2 - Reads small texts with comprehension i.e., identifies main ideas, details, sequence and draws conclusions (81.80)